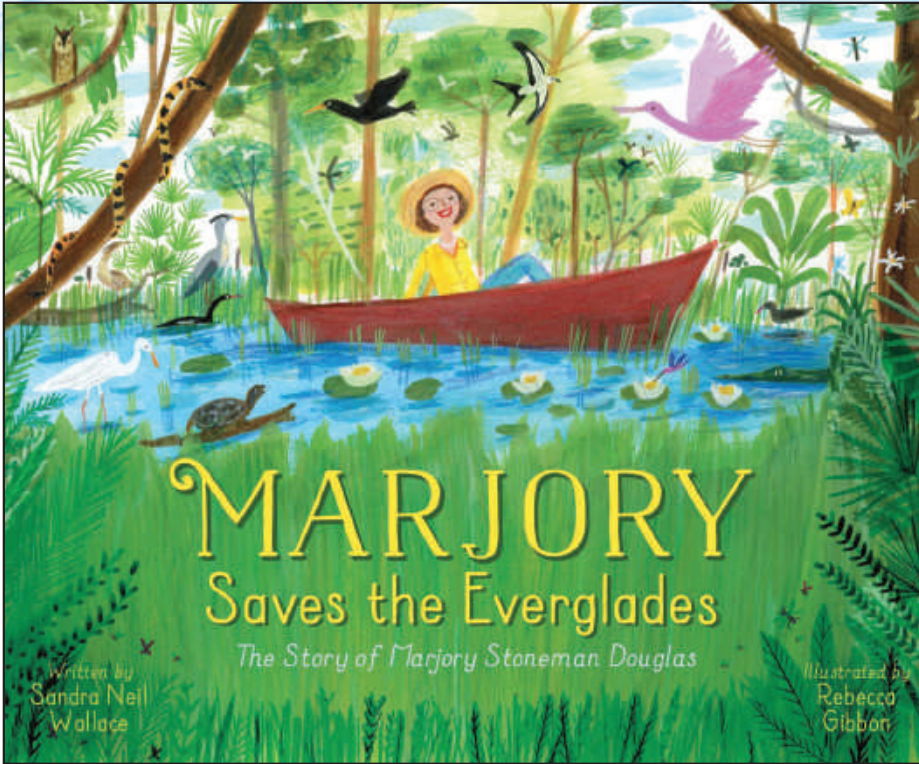


ACTIVITY KIT



MARJORY Saves the Everglades

Written by
Sandra Neil Wallace

Illustrated by
Rebecca Gibbon

Acclaimed children's book author Sandra Neil Wallace tells the inspiring and little-known story of Marjory Stoneman Douglas, the remarkable journalist who saved the Florida Everglades from development and ruin.

MARJORY STONEMAN DOUGLAS didn't intend to write about the Everglades, but when she returned to Florida from Europe after World War I, she hardly recognized the place that was her home. The Florida that Marjory knew was rapidly disappearing—the rare orchids, magnificent birds, and massive trees disappearing with it.

Marjory couldn't sit back and watch her home be destroyed—she *had* to do something. She learned all she could and she persuaded anyone who would listen that the Everglades needed to be saved. Thanks to Marjory, a part of the Everglades became a national park—the first park created not for sightseeing, but for the benefit of the animals and plants that live there. Shortly before her eightieth birthday, Marjory formed Friends of the Everglades, an organization dedicated to protecting the unique ecosystem of the Everglades.

"Marjory Saves the Everglades will inspire children of today and tomorrow to be persistent and follow their dreams to create a better world. Sandra Neil Wallace captures Marjory's passionate commitment to justice for our natural world and all of its inhabitants."

—Eve Samples, Executive Director, and Connie Washburn, Board Member, Friends of the Everglades

BIRD COUNT

There are tens of thousands of birds that call the Everglades home and the region is a critical stop over for birds migrating along the Atlantic flyway. Marjory Stoneman Douglas loved the birds of the Everglades. Saving the Everglades for the ibis, the wood stork, the egret, and all the birds that lived and stopped there became her life's work.



How many birds can you count?

How many birds have pink in their coloring?

How many birds have black tips at the ends of their wings?

Draw a line connecting the birds that look alike.

MY FINE FEATHERED FRIEND




What type of bird is your favorite? The owl? The flamingo? The cardinal?
The wood stork? The heron? The white ibis? Draw a picture of your favorite bird.

My favorite bird is the _____.


MY NATURE NOTEBOOK

Marjory studied the animals, plants, and waterways of the Everglades to learn more about them. In this mini notebook, draw pictures and make notes about the animals and plants in your neighborhood.


2




1



4



3



Cut out the rectangles and stack the pages in order with the cover on top. Staple along the center to bind the pages together. Fold along the staple line to create your mini notebook.

AMAZING EVERGLADES

More than 3,000 animals and plants call the Everglades home.
Match the plant or animal with its description.



Florida
Scrub
Ziziphus

This plant can take sixteen years to bloom and its blossom smells like soap.

Florida
Tree Snail



Its thrashing tail digs holes in the sand, which later provide homes for other animals.



Florida Panther

These gentle creatures eat tons of plants, keeping waterways clear.



West Indian
Manatee


Its fan-shaped leaves give food and shelter to wildlife.

Ghost
Orchid



This tiny creature eats fungus and is hunted for its beautiful shell.

American
Alligator



Green Thatch Palm

The lemon-like fruit of this plant attracts butterflies and birds.

This majestic creature is one of Florida's most endangered animals.

EVERGLADES FUN FACT:
The only place crocodiles and alligators coexist is in the Everglades.

BE AN ENVIRONMENTALIST

Marjory knew the importance of the Everglades—not only to the plants and animals that live there, but to human life as well. Protecting the environment matters.



MARJORY'S TIPS FOR PROTECTING THE ENVIRONMENT



1. **JOIN** a local environmental group that does not waste time.
2. **STUDY** the issues and be ready to act intelligently.
3. **SPEAK UP.** Learn to talk clearly and forcefully in public.
4. **BE A NUISANCE** where it counts, but don't be a bore.
5. **NEVER GIVE UP.**



—Adapted from “How You Can Protect the Environment,” *GeoJourney* 1 (October 1980): 13.

What can you do to help protect plants, animals, and our planet?

1. _____
2. _____
3. _____
4. _____
5. _____

TAKE THE PLEDGE!

I will do my best to protect the environment.
I will not litter. I will encourage my family and friends
to recycle, to save energy
and water, and to walk, bike,
or take public transportation when possible.

Sign your name here!



YOUNG FRIENDS OF THE EVERGLADES

Learn more about
protecting the
Everglades and
download activities
and games at
everglades.org